



# **LABOR FORCE SURVEY 2023**

**Centraal Bureau Statistiek  
Directie Arbeid en Onderzoek  
Centrale Bank van Aruba**

# ENCUESTA

**September-december 2023**


**3.299 hogar a participa**

**6.770 persona 15+ año**





# ACTIVIDAD ECONOMICO



**Emplea**

54.523 persona - 60.2%



**Desemplea**

2.248 persona - 4.0%

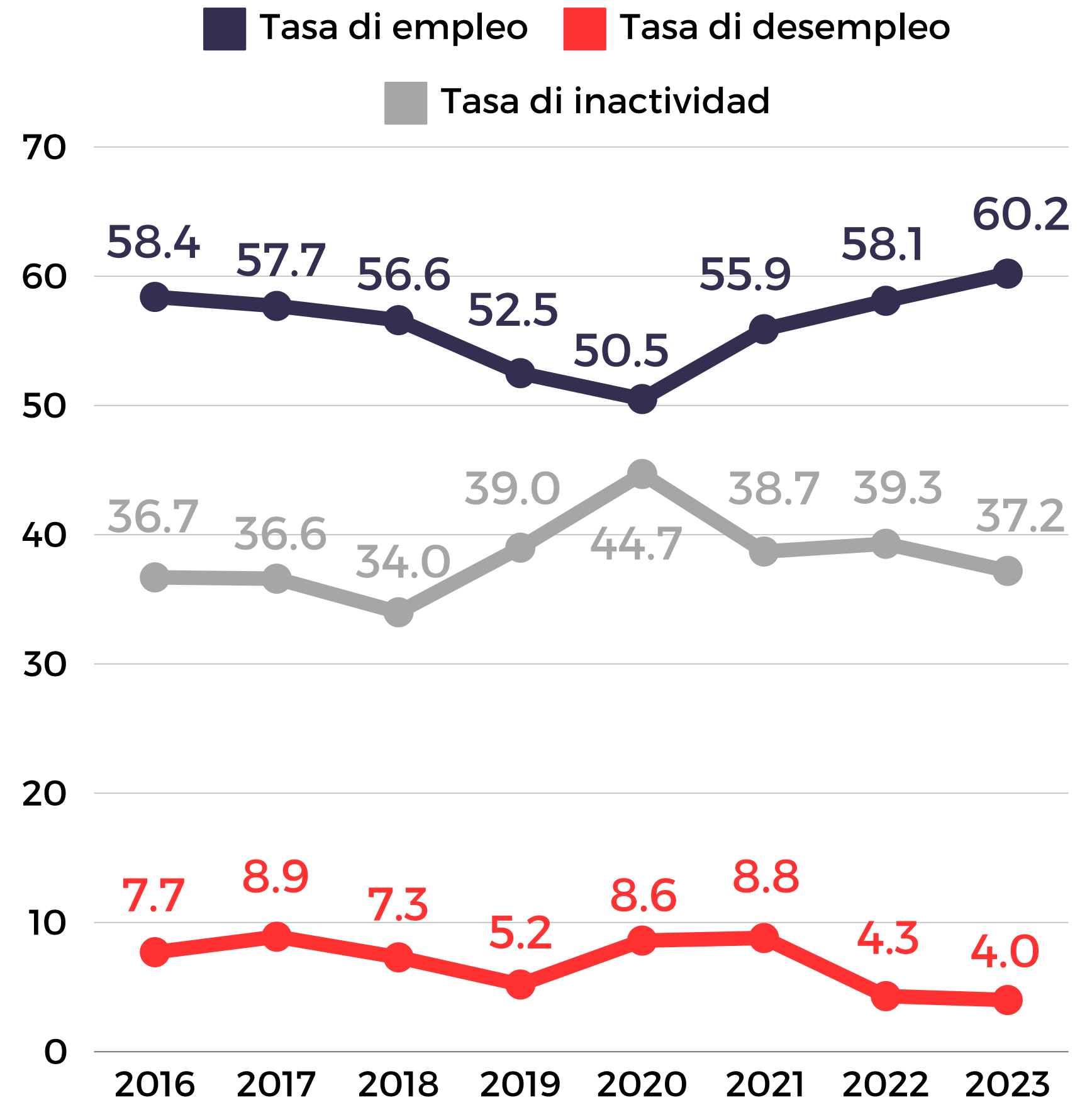




**Inactivo**

33.761 persona - 37.2%

# DESARROYO 2016-2023

- Tasa di empleo
- Tasa di inactividad
- Tasa di desempleo



# EMPLEA



**27.201**  
hende homber



**27.322**  
hende muhe

- **54.523 persona**
- **4.216 mas cu na november 2022**
- **122 mas hende muhe cu hende homber**

# DESEMPLEA

- 2.248 persona
- 1.294 menos cu na november 2022
- 15 mas hende homber cu hende muhe

**1**

**RECIEN A CUMINSA BUSCA TRABAO (20%)**

**2**


**NO TIN TRABAO RIBA MERCADO LABORAL 12%**

**3**

**NO POR HAYA TRABAO PA MOTIBO DI EDAD 10%**

# INACTIVO

- 33.761 persona
- 2.336 menos cu na november 2022
- 6.651 mas hende muhe cu hende homber



**PENSIONA  
(52%)**



**TA BAYENDO SCOL  
19%**



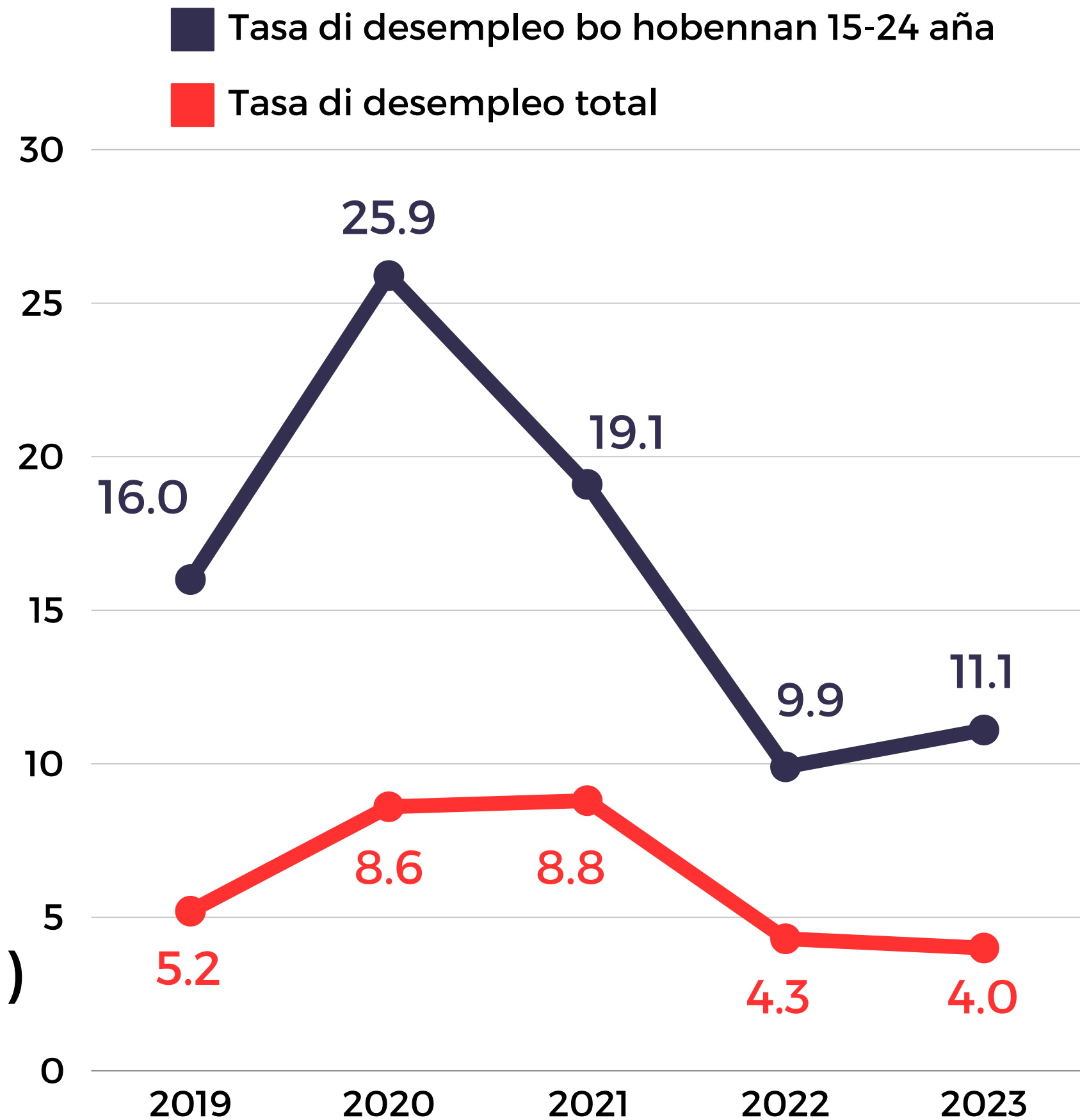
**AMA(O) DI CAS  
10%**

# HOBENNAN DESEMPLA 2019-2023

- 2023: 534 hoben 15-24 año desemplea
- 123 mas cu na november 2022

## Motibonan principal:

- Recien a cuminsa busca trabao (25%)
- No por traha fulltime (13%)
- No tin trabao riba mercado laboral (10%)
- Falta di diploma necesario (6%)





# MASHA DANKI

